

SERIES 900 FLANGES

NPS	Outside Diameter of Flange	Diameter of Bolt Circle	Diameter of Bolt Holes	Number of Bolts	Diameter of Bolts	Length of Stud Bolts [Note (1)]	
						Raised Face 0.06 in	Ring Joint
1/2	4 3/4	3 1/4	7/8	4	3/4	4 1/4	4 1/4
3/4	5 1/8	3 1/2	7/8	4	3/4	4 1/2	4 1/2
1	5 7/8	4	1	4	7/8	5	5
1 1/4	6 1/4	4 3/8	1	4	7/8	5	5
1 1/2	7	4 7/8	1 1/8	4	1	5 1/2	5 1/2
2	8 1/2	6 1/2	1	8	7/8	5 3/4	5 3/4
2 1/2	9 5/8	7 1/2	1 1/8	8	1	6 1/4	6 1/4
3	9 1/2	7 1/2	1	8	7/8	5 3/4	5 3/4
4	11 1/2	9 1/4	1 1/4	8	1 1/8	6 3/4	6 3/4
5	13 3/4	11	1 3/8	8	1 1/4	7 1/2	7 1/2
6	15	12 1/2	1 1/4	12	1 1/8	7 1/2	7 3/4
8	18 1/2	15 1/2	1 1/2	12	1 3/8	8 3/8	8 3/4
10	21 1/2	18 1/2	1 1/2	16	1 3/8	9 1/4	9 1/4
12	24	21	1 1/2	20	1 3/8	10	10
14	25 1/4	22	1 5/8	20	1 1/2	10 3/4	11
16	27 3/4	24 1/4	1 3/4	20	1 5/8	11 1/4	11 1/2
18	31	27	2	20	1 7/8	12 3/4	13 1/4
20	33 3/4	29 1/2	2 1/8	20	2	13 3/4	14 1/4
24	41	35 1/2	2 5/8	20	2 1/2	17 1/4	18

SERIES 1500 FLANGES

NPS	Outside Diameter of Flange	Diameter of Bolt Circle	Diameter of Bolt Holes	Number of Bolts	Diameter of Bolts	Length of Stud Bolts [Note (1)]	
						Raised Face 0.06 in	Ring Joint
1/2	4 3/4	3 1/4	7/8	4	3/4	4 1/4	4 1/4
3/4	5 1/8	3 1/2	7/8	4	3/4	4 1/2	4 1/2
1	5 7/8	4	1	4	7/8	5	5
1 1/4	6 1/4	4 3/8	1	4	7/8	5	5
1 1/2	7	4 7/8	1 1/8	4	1	5 1/2	5 1/2
2	8 1/2	6 1/2	1	8	7/8	5 3/4	5 3/4
2 1/2	9 5/8	7 1/2	1 1/8	8	1	6 1/4	6 1/4
3	10 1/2	8	1 1/4	8	1 1/8	7	7
4	12 1/4	9 1/2	1 3/8	8	1 1/4	7 3/4	7 3/4
5	14 3/4	11 1/2	1 5/8	8	1 1/2	9 3/4	9 3/4
6	15 1/2	12 1/2	1 1/2	12	1 3/8	10 1/4	10 1/2
8	19	15 1/2	1 3/4	12	1 5/8	11 1/2	12 3/4
10	23	19	2	12	1 7/8	13 1/4	13 1/2
12	26 1/2	22 1/2	2 1/8	16	2	14 3/4	15 1/4
14	29 1/2	25	2 3/8	16	2 1/4	16	16 3/4
16	32 1/2	27 3/4	2 5/8	16	2 1/2	17 1/2	18 1/2
18	36	30 1/2	2 7/8	16	2 3/4	19 1/2	20 3/4
20	38 3/4	32 3/4	3 1/8	16	3	21 1/4	22 1/4
24	46	39	3 5/8	16	3 1/2	24 1/4	25 1/2



LAMONS®

Sealing Global - Servicing Local

POCKET BOLT REFERENCE CHART



ENGINEERING@LAMONS.COM

SALES@LAMONS.COM

1-800-231-6906

www.lamons.com

www.lamons.com

SERIES 150 FLANGES

NPS	Outside Diameter of Flange	Diameter of Bolt Circle	Diameter of Bolt Holes	Number of Bolts	Diameter of Bolts	Length of Stud Bolts [Note (1)]	
						Raised Face 0.06 in	Ring Joint
1/2	3 1/2	2 3/8	5/8	4	1/2	2 1/4	-
3/4	3 7/8	2 3/4	5/8	4	1/2	2 1/2	-
1	4 1/4	3 1/8	5/8	4	1/2	2 1/2	3
1 1/4	4 5/8	3 1/2	5/8	4	1/2	2 3/4	3 1/4
1 1/2	5	3 7/8	5/8	4	1/2	2 3/4	3 1/4
2	6	4 3/4	3/4	4	5/8	3 1/4	3 3/4
2 1/2	7	5 1/2	3/4	4	5/8	3 1/2	4
3	7 1/2	6	3/4	4	5/8	3 1/2	4
3 1/2	8 1/2	7	3/4	8	5/8	3 1/2	4
4	9	7 1/2	3/4	8	5/8	3 1/2	4
5	10	8 1/2	7/8	8	3/4	3 3/4	4 1/4
6	11	9 1/2	7/8	8	3/4	4	4 1/2
8	13 1/2	11 3/4	7/8	8	3/4	4 1/4	4 3/4
10	16	14 3/4	1	12	7/8	4 1/2	5
12	19	17	1	12	7/8	4 3/4	5 1/4
14	21	18 3/4	1 1/8	12	1	5 1/4	5 3/4
16	23 1/2	21 1/4	1 1/8	16	1	5 1/4	5 3/4
18	25	22 3/4	1 1/4	16	1 1/8	5 3/4	6 1/4
20	27 1/2	25	1 1/4	20	1 1/8	6 1/4	6 3/4
24	32	29 1/2	1 1/4	20	1 1/4	6 3/4	7 1/4

SERIES 300 FLANGES

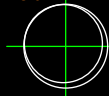
NPS	Outside Diameter of Flange	Diameter of Bolt Circle	Diameter of Bolt Holes	Number of Bolts	Diameter of Bolts	Length of Stud Bolts [Note (1)]	
						Raised Face 0.06 in	Ring Joint
1/2	3 3/4	2 5/8	5/8	4	1/2	2 1/2	3
3/4	4 5/8	3 1/4	3/4	4	5/8	3	3 1/2
1	4 7/8	3 1/2	3/4	4	5/8	3	3 1/2
1 1/4	5 1/4	3 7/8	3/4	4	5/8	3 1/4	3 3/4
1 1/2	6 1/8	4 1/2	7/8	4	3/4	3 1/2	4
2	6 1/2	5	3/4	8	5/8	3 1/2	4
2 1/2	7 1/2	5 7/8	7/8	8	3/4	4	4 1/2
3	8 1/4	6 5/8	7/8	8	3/4	4 1/4	4 3/4
3 1/2	9	7 1/4	7/8	8	3/4	4 1/4	5
4	10	7 7/8	7/8	8	3/4	4 1/2	5
5	11	9 1/4	7/8	8	3/4	4 3/4	5 1/4
6	12 1/2	10 5/8	7/8	12	3/4	4 3/4	5 1/2
8	15	13	1	12	7/8	5 1/2	6
10	17 1/2	15 1/4	1 1/8	16	1	6 1/4	6 3/4
12	20 1/2	17 3/4	1 1/4	16	1 1/8	6 3/4	7 1/4
14	23	20 1/4	1 1/4	20	1 1/8	7	7 1/2
16	25 1/2	22 1/2	1 3/8	20	1 1/4	7 1/2	8
18	28	24 3/4	1 3/8	24	1 1/4	7 3/4	8 1/4
20	30 1/2	27	1 3/8	24	1 1/4	8	8 3/4
24	36	32	1 5/8	24	1 1/2	9	10

SERIES 600 FLANGES

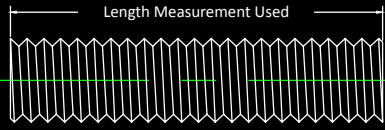
NPS	Outside Diameter of Flange	Diameter of Bolt Circle	Diameter of Bolt Holes	Number of Bolts	Diameter of Bolts	Length of Stud Bolts [Note (1)]	
						Raised Face 0.06 in	Ring Joint
1/2	3 3/4	2 5/8	5/8	4	1/2	3	3
3/4	4 5/8	3 1/4	3/4	4	5/8	3 1/2	3 1/2
1	4 7/8	3 1/2	3/4	4	5/8	3 1/2	3 1/2
1 1/4	5 1/4	3 7/8	3/4	4	5/8	3 3/4	3 3/4
1 1/2	6 1/8	4 1/2	7/8	4	3/4	4 1/4	4 1/4
2	6 1/2	5	3/4	8	5/8	4 1/4	4 1/4
2 1/2	7 1/2	5 7/8	7/8	8	3/4	4 3/4	4 3/4
3	8 1/4	6 5/8	7/8	8	3/4	5	5
3 1/2	9	7 1/4	1	8	7/8	5 1/2	5 1/2
4	10 3/4	8 1/2	1	8	7/8	5 3/4	5 3/4
5	13	10 1/2	1 1/8	8	1	6 1/2	6 1/2
6	14	11 1/2	1 1/8	12	1	6 3/4	6 3/4
8	16 1/2	13 3/4	1 1/4	12	1 1/8	7 1/2	7 3/4
10	20	17	1 3/8	16	1 1/4	8 1/2	8 1/2
12	22	19 1/4	1 3/8	20	1 1/4	8 3/4	8 3/4
14	23 3/4	20 3/4	1 1/2	20	1 3/8	9 1/4	9 1/4
16	27	23 3/4	1 5/8	20	1 1/2	10	10
18	29 1/4	25 3/4	1 3/4	20	1 5/8	10 3/4	10 3/4
20	32	28 1/2	1 3/4	24	1 5/8	11 1/4	11 1/2
24	37	33	2	24	1 7/8	13	13 1/4

Note: (1) All studs are measured using effective thread length which is first thread to first thread. See diagrams to the right. Dimensions are in inches. Measurements based on ASME B 16.5 flange specifications.

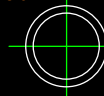
Standard Length Stud Bolt



Length Measurement Used



Non-Standard Length Stud Bolt



Length Measurement Used

